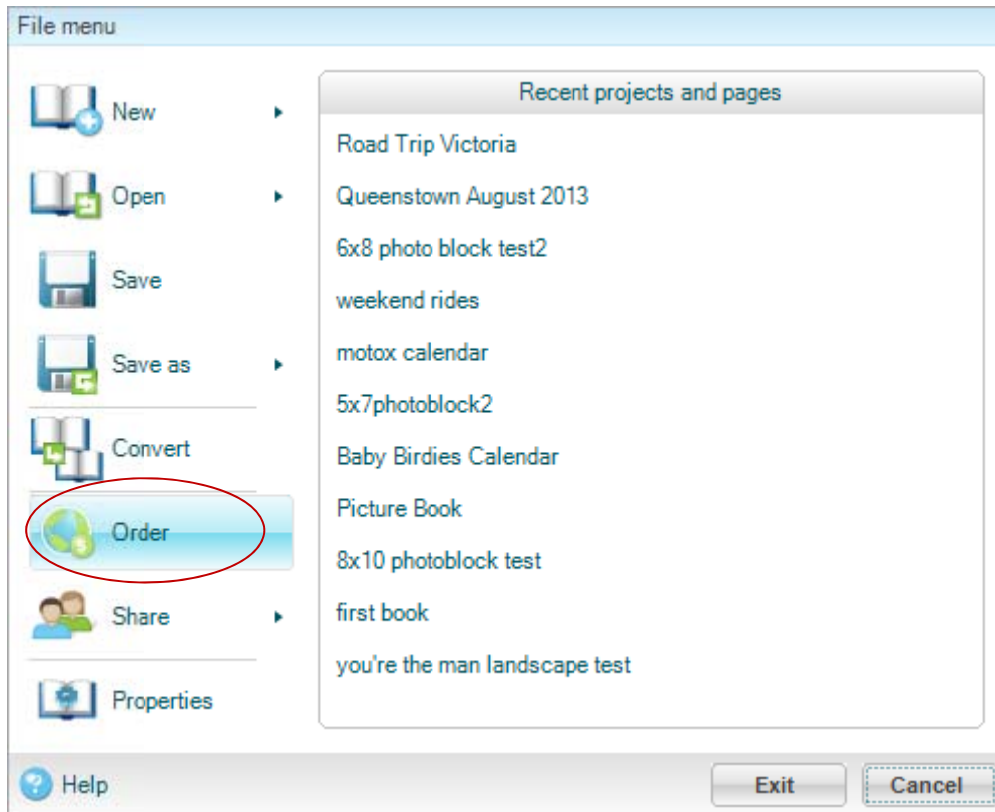
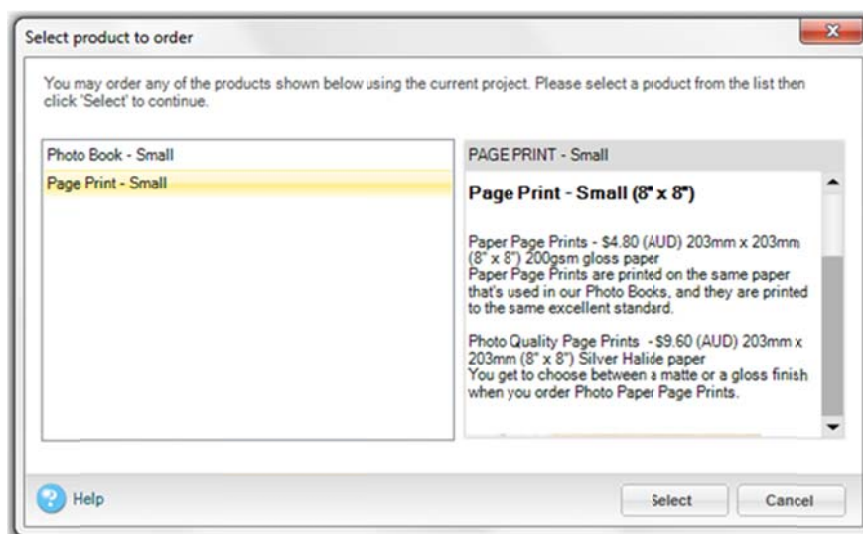


Uploading Your Completed Project to myStory

When you've completed your project and you're ready to order go to the **File** menu and click **Order**.



Make the relevant selection in the 'Select product to order' window and your order preview will be created. If you are ordering Page Prints from a book project, you will be prompted to choose the pages you wish to upload.



Then be sure to check your preview, tick the declaration boxes then then click **Continue**.

- I have checked every page in this preview and I agree to have the order printed as shown.
- I understand that any element closer than ¼" to any side of a page in this project may be trimmed due to production tolerances.
- I understand that if my monitor is not properly calibrated that the colors on the printed material may not match exactly what I see on my monitor.
- I have read and agree to the terms of MyStory's return policy.

[View the return policy](#)

I agree to the above statements

[? Help](#)

Continue

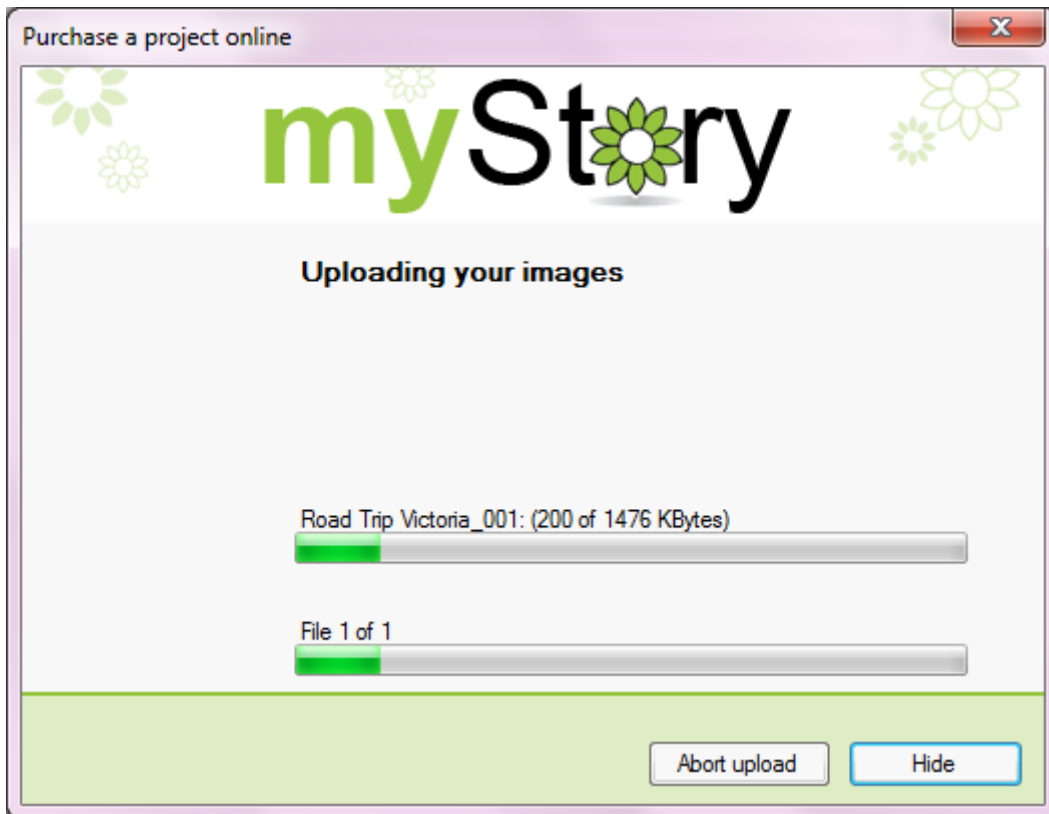
The 'Purchase a project online' window will open. Enter your myStory log in details.



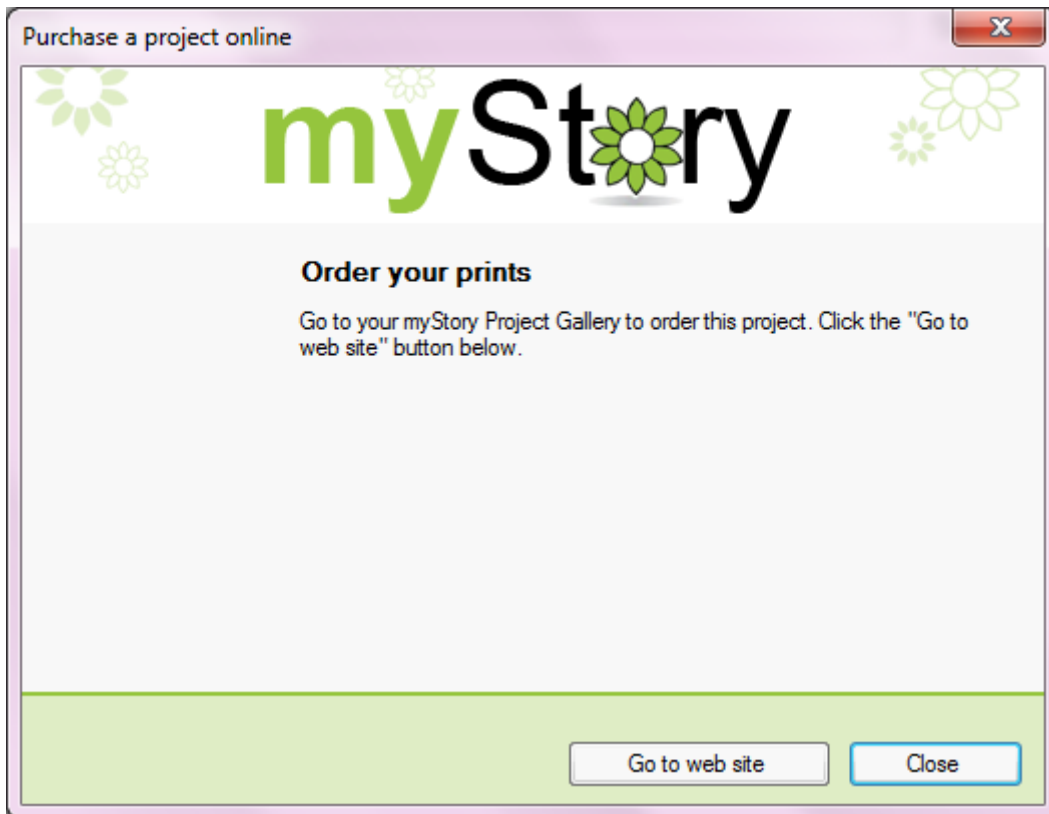
The screenshot shows a window titled "Purchase a project online" with a close button (X) in the top right corner. The window has a decorative header with the "myStory" logo in green and black, surrounded by green floral graphics. Below the logo, the text "Sign In" is displayed. There are two input fields: "Email Address" containing "lisa@mystory.com.au" and "Password" with masked characters. A "Remember me" checkbox is checked. Below the fields is a blue link: "Retrieve a Forgotten Password or New Users Register Here". At the bottom right, there are two buttons: "Next" and "Close".

Note: If you had previously checked the 'Remember me' box make sure you enter the correct details for your myStory log in, if these have changed for any reason since your last myStory upload

Next you will see a window that looks like the one below



When the upload is complete this will be replaced by one like this...



Page Print Upload

Click the **Go to Website** button and your internet browser will open to myStory. Go to the Project Gallery to continue your order.

Note: If you've been waiting a while, and you think the upload should be finished you can simply go to your myStory Project Gallery to check if your project is there. A project in the gallery is confirmation that it uploaded and is ready to order.